



## Data Sets

The 'Data Set' menu (Figure 1) categorizes data sets into similar data collections. EarthExplorer (EE) uses a dynamic tree menu with expandable/collapsible links for each major data category. Click the plus sign (  ) next to the category name to expand the list of data sets for that collection. Click the minus sign (  ) next to the category name to collapse the list.

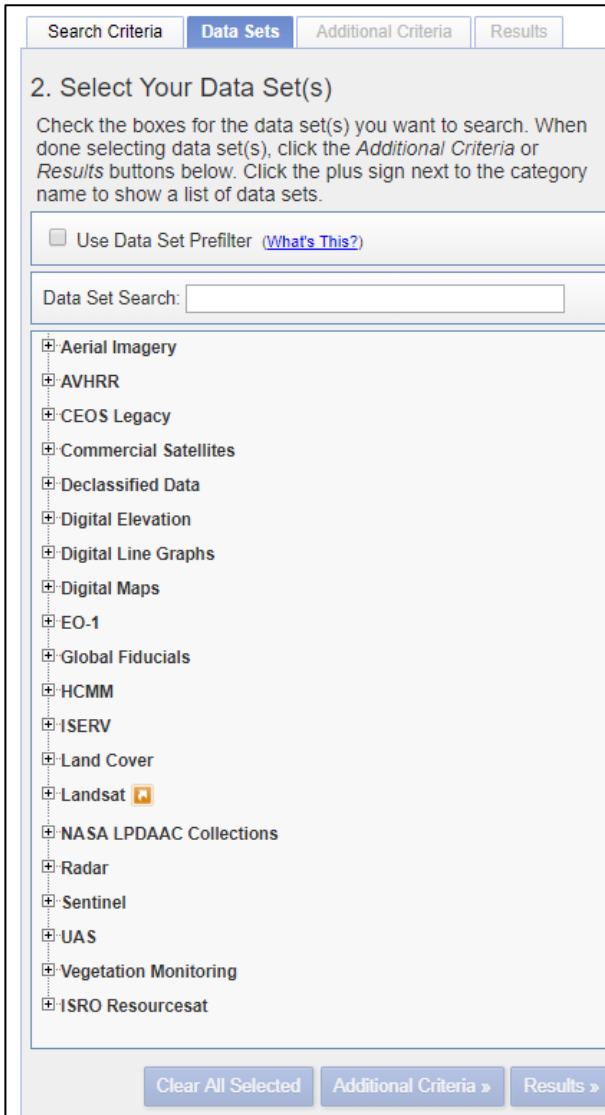






Figure 1 - Data Set List

Information about a collection is identified with the 'Related Links' icon (  ).

Information about each data set is identified with the Information icon (  ).

The coverage map icon (  ) displays the coverage area for the data set on the map interface map.

Majority of the data sets are available for download from the United States Geological Survey (USGS) at no cost. A minimal fee is required for on-demand ordering of aerial & declass imagery.

These data sets are identified with a dollar sign icon (  ) (Figure 2).

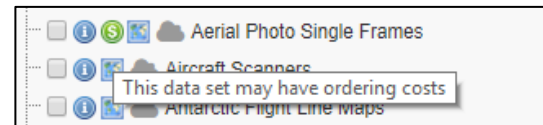



Figure 2 - Data Set Cost Identification

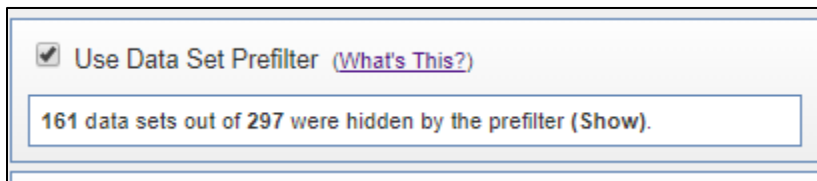
The cloud cover icon (  ) denotes data sets that support cloud cover slider filter on the Search Criteria tab. Feature coming soon.

Moving the mouse pointer over a data set displays a longer description of the Data Set. Example (Figure 3): Landsat 8 Operational Land Imager and Thermal Infrared Sensor Collection 1 Level-1



**Figure 3 - Data Figure Set Mouse Over**

**Data Set Prefilter** - Select the Data Set Prefilter option to filter any data sets that do not match a user's search criteria (Figure 4). Apply the prefilter to narrow the list of data sets to include only those based on the area of interest, date range, and months selected on the Search Criteria tab. For example: use the Address/Place example of Rushmore from [Perform a Search Help Document](#) to define the area of interest.



**Figure 4 - Data Set Prefilter**

The prefilter does not guarantee results for the defined search criteria.

The 'Clear All Selected'

Clear All Selected

button, at page bottom, will unselect all data sets that were selected.

After selecting a data set, click the '[Additional Criteria](#)' tab to refine the search results based on criteria specific to the collection, or click the '[Results](#)' tab to execute the search and view the results for the criteria entered.